



Let's do it
CREATIVELY

Creative Approaches to Communications

Rosemarie McGill
County Dublin VEC
κομητλή Δουβλίνου ΛΕΟ





Warm-up



Analogies: making a presentation is like...because...

Warm-up



Analogies - rationale: encouraging learners to use analogies

- ✓ can help learners to make connections
- ✓ can improve their understanding
- ✓ can improve recall
- ✓ appeals to auditory & visual learners.

Move around



Search and find: choose 1 card, find 5 other people with a different card, arrange yourselves in a logical order.

Move around



Information cards - rationale:

- ✓ can be used for small or larger pieces of information
- ✓ useful for encouraging group work
- ✓ can promote healthy competition
- ✓ 'show & tell' promotes retention
- ✓ appeals to kinaesthetic learners.

Pause



Stop and discuss: identify 1 plus (advantage), 1 minus (disadvantage) and 1 interesting point in relation to the last exercise.


Pause



Using PMI - rationale:

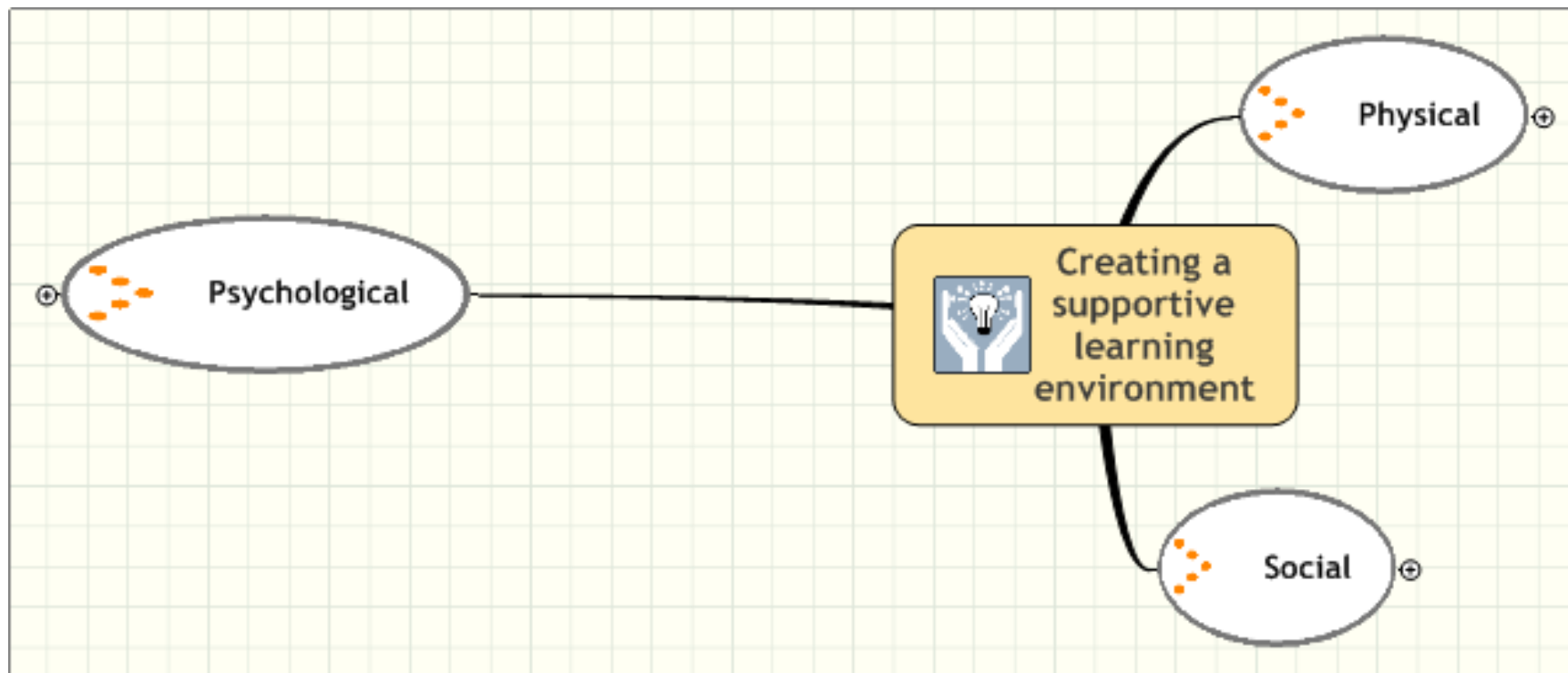
- ✓ encourages learners to review & analyse
- ✓ can be used to introduce new concepts
- ✓ encourages learners to 'think outside the box'
- ✓ appeals to reflective learners.

Create

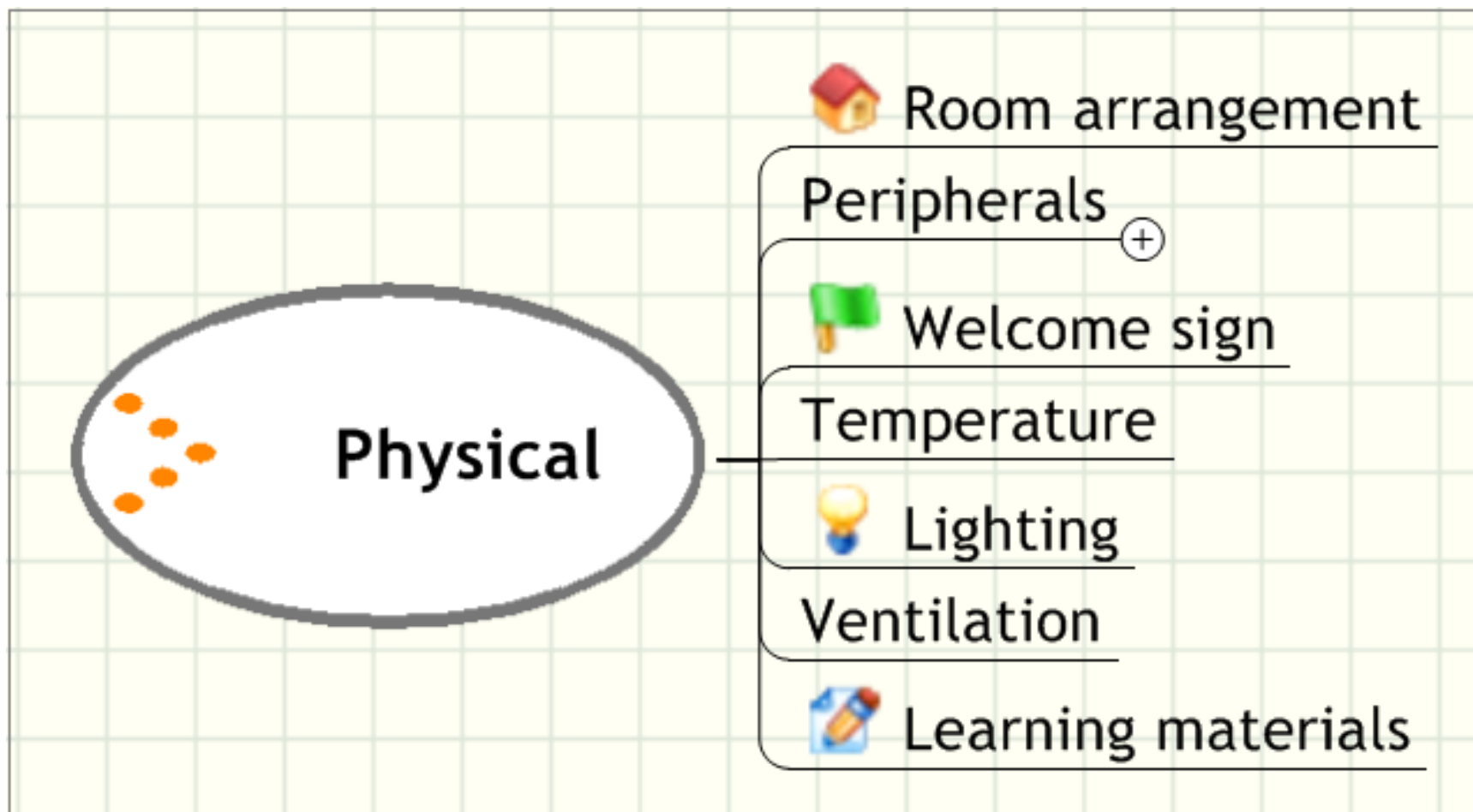


Mind mapping task: sharing ideas on promoting reading skills.


Sample mind map: Creating a supportive learning environment



Sample mind map: detail



Create



Using mind maps - rationale:

- ✓ Can be done individually or in groups
- ✓ Can be used for brainstorming
- ✓ Can be used to plan tasks & assignments
- ✓ Can be used for revision
- ✓ Appeals to visual learners.

Summarize: 4 key communication skills



Connect: communication skills & learning to learn.



Critical Thinking



Reflection



**Metacognition
(thinking about thinking)**



Moving on...



**Intelligence is like a four-wheel drive.
It allows you to get stuck in more remote
places.**

Garrison Keillor